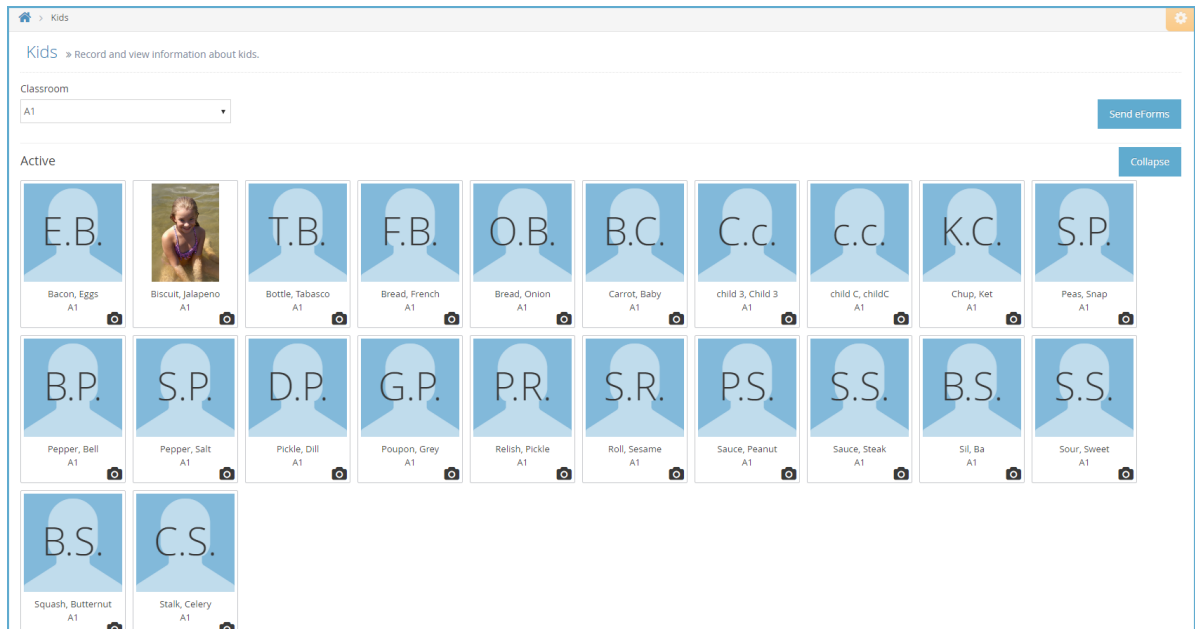



View Kids

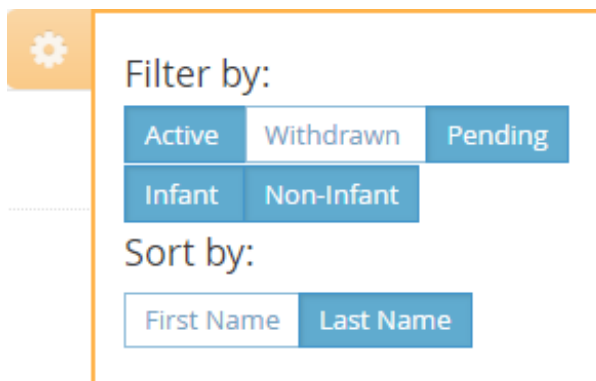
Last Modified on 05/29/2019 8:36 am CDT

The Kids page lists all children you have currently enrolled.

1. From the menu to the left, click **Kids**. A list of children displays.



2. Click  in the top-right corner to set filters and sorts. You can filter by child enrollment status and sort by first or last name.



3. Click the **Classroom** drop-down menu at the top of the page and select a classroom to view. You can also leave it blank or select **All Classrooms** to view children for all classrooms.